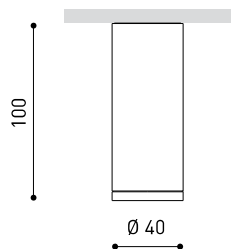




Dimensions



Accessories



BEAM MIXER DIFFUSER

ANTI-GLARE HONEYCOMB
LOUVER

HIGH CHROMATIC LED

Awards



PRODUCT

Name	TOP 56° 2700K NT
Reference	A2950030NT
Colour	Textured black
RAL	9005
Category	SURFACE

LIGHT SOURCE

Type	LED
Gross luminous flux	480 lm
Colour temperature	2700 K
Chromatic stability	MacAdam Step 2
Colour Rendering Index	CRI>90
Power	4,5 W
Current	500 mA
Efficacy	107 lm/W
LED lifespan	L90B10 >55.000h
Energy efficiency class	F

LIGHTING FIXTURE | PHOTOMETRIC DATA

Lighting efficiency	86%
Light beam angle	56°

LIGHTING FIXTURE | ELECTRICAL DATA

Driver	Included
Power values of the system	5,80 W
Frequency	50/60 Hz
Dimming	No Dim
Electrical insulation class	II

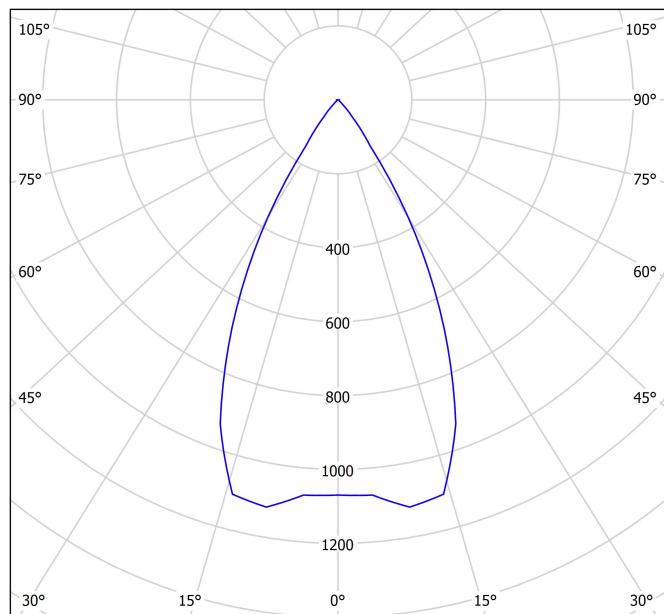
OTHER DATA

Sealing	IP20
Weight	153 g
Packaged weight	180 g
Packaging dimensions	136 x 68 x 51 mm
Units per package	1
Materials	Aluminium / Polycarbonate



Top is a miniaturized surface-mounted ceiling luminaire. Its compact design makes Top an ideal solution for installation in ceiling cavities and for projects where a discrete presence of the luminaire in the scene is desired. Formally Top presents itself as a design of pure lines and architectural aesthetics. In terms of lighting, Top offers a conical distribution with three available beam angles (flood, medium and spot). Its installation is extremely easy and safe, fixing it to the ceiling by means of a bayonet system that does not require the use of any tools.

Polar diagram



cd/klm
— C0 - C180 — C90 - C270

$\eta = 86\%$

Conical diagram



Distance [m] Cone Diameter [m]
— C0 - C180 (Half-value Angle: 54.4°)

Illuminance [lx]

UGR

Glare Evaluation According to UGR

p Ceiling	70	70	50	50	30	70	70	50	50	30	
p Walls	50	30	50	30	30	50	30	50	30	30	
p Floor	20	20	20	20	20	20	20	20	20	20	
Room Size X Y	Viewing direction at right angles to lamp axis					Viewing direction parallel to lamp axis					
2H	2H	3.2	3.9	3.4	4.1	4.3	3.2	3.9	3.4	4.1	4.3
	3H	7.1	7.7	7.4	7.9	8.1	7.1	7.7	7.4	7.9	8.1
	4H	9.0	9.6	9.3	9.8	10.1	9.0	9.6	9.3	9.8	10.1
	6H	11.0	11.5	11.3	11.8	12.1	11.0	11.5	11.3	11.8	12.1
	8H	12.0	12.5	12.4	12.8	13.1	12.0	12.5	12.4	12.8	13.1
4H	12H	13.2	13.7	13.6	14.0	14.3	13.2	13.7	13.6	14.0	14.3
	2H	4.5	5.0	4.8	5.3	5.5	4.5	5.0	4.8	5.3	5.5
	3H	8.4	8.9	8.8	9.2	9.5	8.4	8.9	8.8	9.2	9.5
	4H	10.5	10.9	10.9	11.2	11.6	10.5	10.9	10.9	11.2	11.6
	6H	12.6	13.0	13.0	13.4	13.7	12.6	13.0	13.0	13.4	13.7
8H	8H	13.8	14.1	14.2	14.5	14.9	13.8	14.1	14.2	14.5	14.9
	12H	15.1	15.3	15.5	15.7	16.2	15.1	15.3	15.5	15.7	16.2
	4H	11.3	11.6	11.7	12.0	12.4	11.3	11.6	11.7	12.0	12.4
	6H	13.7	13.9	14.2	14.4	14.8	13.7	13.9	14.2	14.4	14.8
	8H	15.0	15.2	15.5	15.7	16.1	15.0	15.2	15.5	15.7	16.1
12H	12H	16.5	16.7	17.0	17.1	17.6	16.5	16.7	17.0	17.1	17.6
	4H	11.5	11.8	12.0	12.2	12.6	11.5	11.8	12.0	12.2	12.6
	6H	14.0	14.2	14.5	14.7	15.1	14.0	14.2	14.5	14.7	15.1
8H	15.4	15.6	15.9	16.1	16.6	15.4	15.6	15.9	16.1	16.6	
Variation of the observer position for the luminaire distances S											
S = 1.0H S = 1.5H S = 2.0H	+4.1 / -2.2 +6.7 / -2.6 +8.7 / -2.9					+4.1 / -2.2 +6.7 / -2.6 +8.7 / -2.9					
Standard table	BK03					BK03					
Correction Summand	2.3					2.3					
Corrected Glare Indices referring to 480lm Total Luminous Flux											

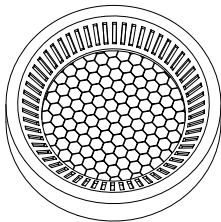


PRODUCT	
Model	Beam Mixer Diffuser
Reference	08050100
Category	Accessories

NOT SOLD SEPARATELY.

Beam Mixer Diffuser

The beam mixer diffuser reduces irregularities and distortions caused by parabolic, Fresnel lenses, or TIR collimators, ensuring a more uniform light distribution without significantly increasing beam length.



PRODUCT	
Model	Anti-glare Honeycomb Louver
Reference	08070000NT
Colour	NT ■ Textured black
Category	Accessories
NOT SOLD SEPARATELY.	



Anti-glare Honeycomb Louver

Accessory featuring a honeycomb structure designed to control the light beam, reduce glare, and prevent direct exposure to the light source.

Vivid Model Colour Temperature	2700K	3000K	3500K	4000K	Light Pink
 Reading			●	●	
 Fruits & Vegetables		●	●		
 Bakery	●				
 Retail		●	●		
 Cosmetics			●	●	
 Meat					●
 Fish				●	
 Seafood				●	●

High Chromatic LED

For commercial product showcasing.

Arkoslight offers, in some of its products, the possibility to incorporate a special LED designed to enhance the visual presentation of goods and products for commercial purposes.

This high-chromaticity LED is selected to highlight tones that encourage a positive psychological perception of the illuminated object.

The light source provides a more attractive and intense colour palette than a conventional LED. This is achieved through a specific LED configuration under a "special saturation parameter," allowing colours and textures to appear more vivid within the visible spectrum.

The diode and its phosphor coating are carefully selected for each application.



Fuente de luz (LED) reemplazable por un profesional autorizado

Replaceable (LED only) light source by an authorized professional.

Source lumineuse (LED) remplaçable par un professionnel agréé

Sorgente luminosa (LED) sostituibile da parte di un professionista autorizzato

Austauschbare (LED) Lichtquelle durch einen autorisierten Fachmann



Equipo de control reemplazable por un profesional autorizado

Replaceable control gear by an authorized professional

Dispositif de commande remplaçable par un professionnel agréé

Alimentatore sostituibile da parte di un professionista autorizzato

Auswechselbares Betriebsgerät durch autorisierten Fachmann

Instrucciones para el final de vida y la eliminación de los componentes:

Instructions on end-of-life and component disposal:

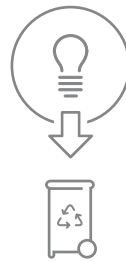
Instructions pour la gestion des composants en fin de vie et leur mise au rebut :

Istruzioni per il fine vita e lo smaltimento dei componenti:

Anweisungen zur entsorgung der Leuchtenkomponenten:



Interrumpir la alimentación del aparato
Cut the power supply to the luminaire
Couper l'alimentation du luminaire
Interrompere l'alimentazione dell'apparecchio
Stromversorgung der Leuchte unterbrechen



Quitar la(s) fuente(s) de luz para el desecho
Remove light source(s) for disposal
Retirer la (les) source(s) lumineuse(s) pour l'élimination
Rimuovere la/le sorgente/e di luce per lo smaltimento
Lichtquelle(n) zur Entsorgung entfernen



Quitar la batería para el desecho
Remove the battery for decommissioning
Retirer la batterie pour sa mise au rebut
Rimuovere la batteria per la dismissione
Die Batterie ordnungsgemäß entsorgen



Quitar el equipo de control para el desecho
Remove control gear for disposal
Retirer le dispositif de commande pour l'élimination
Rimuovere l'alimentatore per lo smaltimento
Betriebsgerät zur Entsorgung ausbauen

Enviar los materiales a un centro de recogida RAEE
Send the materials to a WEEE collection centre
Envoyer les matériaux dans une déchetterie DEEE
Inviare i materiali ad un centro di raccolta RAEE
Die Materialien in einem WEEE-Zentrum entsorgen

